

Fresno Unified School District
Board Communication

BC Number EA-1

From the Office of the Superintendent
To the Members of the Board of Education
Prepared by: Kristi Imber-Olivares, Director
Cabinet Approval:

Date: June 19, 2020

Phone Number: 457-3896

Regarding: Reopening of Schools Parent, Staff, and Student Survey Results

The purpose of this communication is to provide the Board information regarding the Reopening of Schools Parent, Staff, and Student survey results. The health and safety of our students and staff are the highest priority, and this survey was designed to gather input to guide Fresno Unified's decisions and resources for the 2020/21 school year. The information obtained from these surveys will inform our district's comprehensive plan for reopening our Fresno Unified schools in alignment with state and health guidelines.

The Reopening of Schools surveys asked about parental, staff, and student preference of how students should return to school in the fall, barriers experienced during school closures, transportation plans for the upcoming school year, technology needs, and satisfaction with our district communication. The survey was shared with all parents or guardians, all staff, and secondary students in grades 7 to 12. In partnership with Communications, the surveys were sent to parents, staff, and students through SchoolMessenger, Rapid Alert, and posted on various social media platforms. In addition, Equity and Access, Curriculum and Instruction, Parent University, and School Sites partnered to make phone calls to parents across our district to complete the survey by phone. 6,539 parent phone calls were made with 1,921 parents completing the survey by phone, while 8,169 parents completed the survey online. In total, 10,090 parents completed the parent survey, 3,749 staff completed the staff survey online, and 5,740 students completed the online student survey, with a total of 18,951 surveys completed.

Survey results demonstrate that approximately three out of four parents, staff, and students prefer a traditional face-to-face school in fall 2020/21. When given the choice between a hybrid model where students attend consecutive days in a row (Monday/Tuesday/Wednesday) or a staggered/rotating schedule (Monday/Wednesday/Friday), more than 50% of staff and students preferred a staggered/rotating schedule, while over 50% of parents preferred a hybrid model where students attend school consecutive days in a row.

Included in this communication is an infographic with the Reopening of Schools Survey results in more detail.

If you have further questions or require additional information, please contact Lindsay Sanders at 457-3471.


Approved by Superintendent
Robert G. Nelson Ed.D.




Date: 06/19/2020



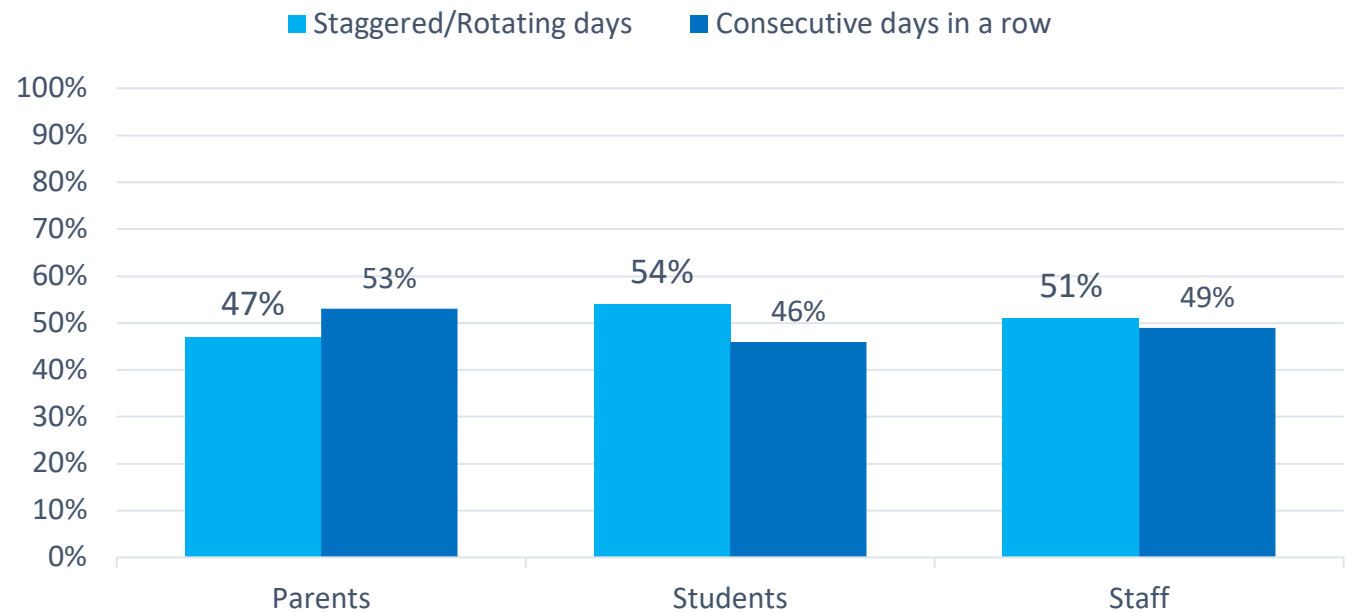
19,579
Surveys Completed



3 in **4** parents/guardians, students, and staff prefer traditional face-to-face school in fall 2020-21



Parent, Student, and Staff Preference for a Hybrid Model



10,090 parents completed the survey

20,506 students represented



9.6% of students will walk to school independently

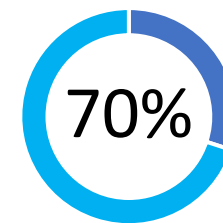
61.7% of students will take personal transportation

8.4% of students need bus transportation

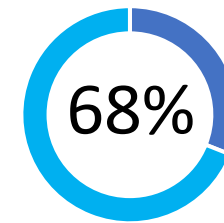
13.3% of students do not ride the bus

2.5% of students will transfer to a neighborhood school

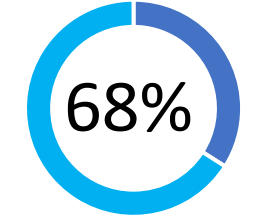
Percent of parents satisfied with communication received since the beginning of COVID-19



Fresno Unified District



School Site

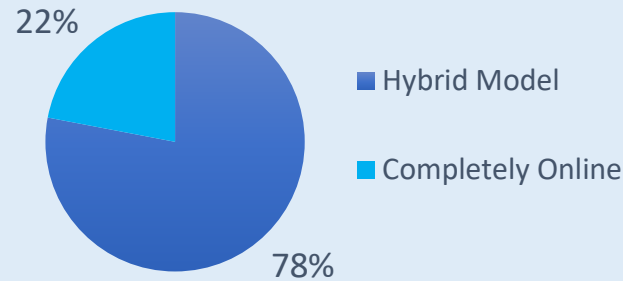


Your child's teacher



3 in **4** parents/guardians prefer traditional face-to-face school in fall 2020-21

Parents Prefer a Hybrid Model vs. Completely Online

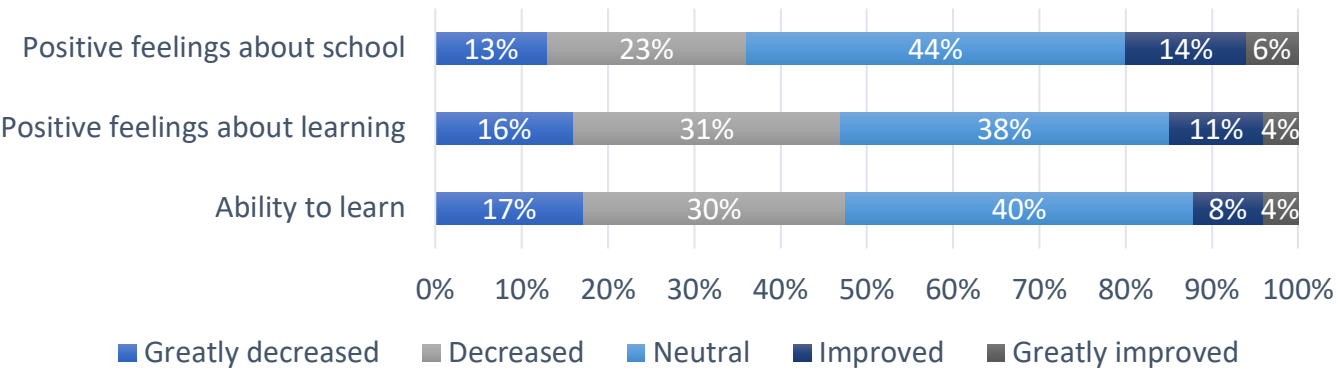


Parental Preference for Hybrid Model

47% of parents prefer a staggered/rotating schedule

53% of parents prefer students to attend school consecutive days in a row

Parental perception of distance learning effect on students



Top 5 barriers parents experienced continuing their child(ren)'s learning during emergency distance learning*

42% Homework and activities required additional help or supervision

29% Education resources required too much supervision

28% Use of multiple platforms

28% Inconsistency of staff interaction with my child

24% Education resources were too difficult for distance learning

*respondents allowed multiple responses

3,749

staff members completed the survey

Top 5 professional learning priorities for staff upon return

- 15.7%** Closing Gaps left by COVID-19
- 15.1%** Collaborative Learning with Physical Distancing
- 14.8%** Cultural Proficiency
- 11.3%** Distance Learning
- 8.6%** Core textbook online tools and resources (GoMath, Wonders, etc.)



49%

of staff members state that they are **“comfortable”** or **“very comfortable”** returning to work



3 in **4** staff members prefer traditional face-to-face school in fall 2020-21

53%

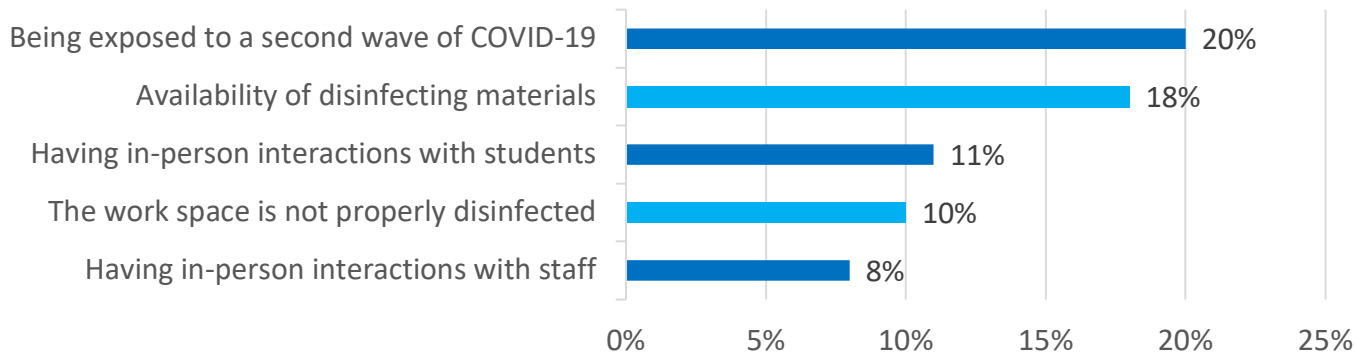
of staff members state that they are **“confident”** or **“very confident”** providing distancing learning in fall

Staff Preference for Hybrid Model

51% of staff prefer a staggered/rotating schedule

49% of staff prefer students to attend school consecutive days in a row

Top 5 Staff Concerns Upon Return*



Top 5 barriers staff experienced continuing student learning during emergency distance learning*


- 18%** Parents had other responsibilities/ couldn't provide assistance
- 15%** My students encountered technological issues
- 11%** My students lacked reliable internet access (Wi-Fi connectivity)
- 9%** My students had other responsibilities at home
- 9%** Remote learning assignments couldn't negatively affect grades

*respondents allowed multiple responses

Top 5 Supports Students Need to Increase Their Confidence to Return In-Person in Fall

5,740

students completed the survey



17% Face masks available for everyone



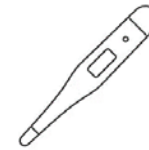
15% Require teachers/staff to wear face masks




13% Require students to wear face mask



12% Regularly scheduled, adult-supervised hand washing



12% Daily temperature screenings for staff and students



3 in **4** students prefer traditional face-to-face school in fall 2020-21

88%

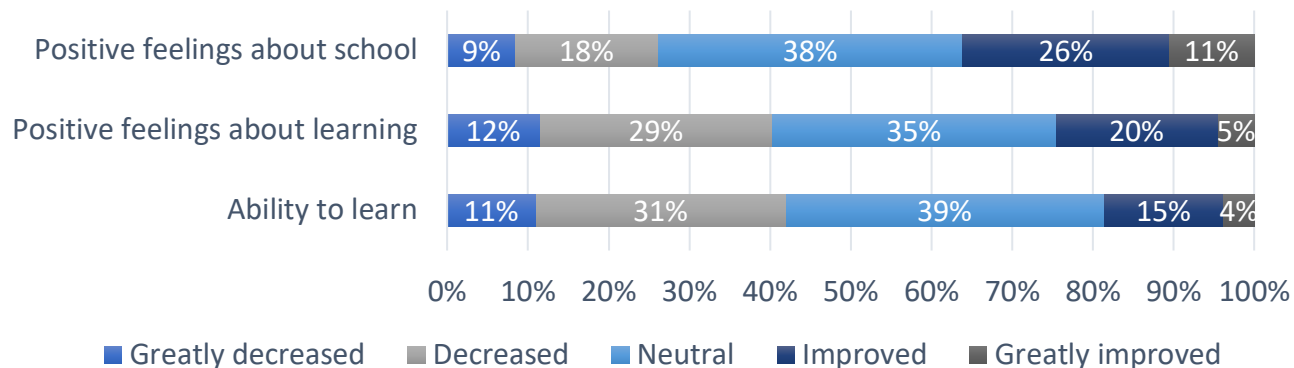
of students describe their **communication with teachers** as “good” or “excellent” during the 2019-2020 closure.

Student Preference for Hybrid Model

54% of students prefer a staggered/rotating schedule

46% of students prefer students to attend school consecutive days in a row

Students’ perception of effects of distance learning on students



Top 5 barriers students experienced continuing their own learning during emergency distance learning*

- 15%** Lack of motivation
- 14%** Difficulty understanding assignments
- 11%** Has other commitments (e.g. work/care for siblings/etc.)
- 11%** Time management
- 8%** Lack of teacher support