

Fresno Unified School District
Board Communication

BC Number EA-2

From the Office of the Superintendent
To the Members of the Board of Education
Prepared by: Kristi Imber, Olivares, Director
Cabinet Approval:

Date: June 12, 2020

Phone Number: 457-3896

Regarding: Student Connectivity Tool Update Week 4

The purpose of this communication is to provide the Board the continued weekly information regarding the Student Connectivity Tool (SCT) in Gradebook. The attached infographic includes data on the following three SCT assignments for the third week of SCT implementation (week of June 1st):

- Assignment 1 – Teacher Outreach focuses on teacher-oriented actions that provide a contact opportunity for students, such as a scheduled Teams meeting or sending a mass email to students.
- Assignment 2 – Student Interaction captures whether and how students are interacting with the multiple learning opportunities provided to them.
- Assignment 3 – Student Follow-Up focuses on student needs, such as technology or counseling support, that enables a site to respond to and act on.

Additionally, included in this communication is a district-level report by grade level and student group.

If you have further questions or require additional information, please contact Lindsay Sanders at 457-3471.

Approved by Superintendent
Robert G. Nelson Ed.D.



Date: 06/12/2020

Fresno Unified School District Student Connectivity Tool (SCT)

56%

of teachers who completed an entry this week reported providing outreach to their students

19%

of students interacted with an available learning opportunity

6%

of students have an identified need that will include follow-up

SCT ASSIGNMENTS

Assignment #1

Teacher Outreach

Assignment #2

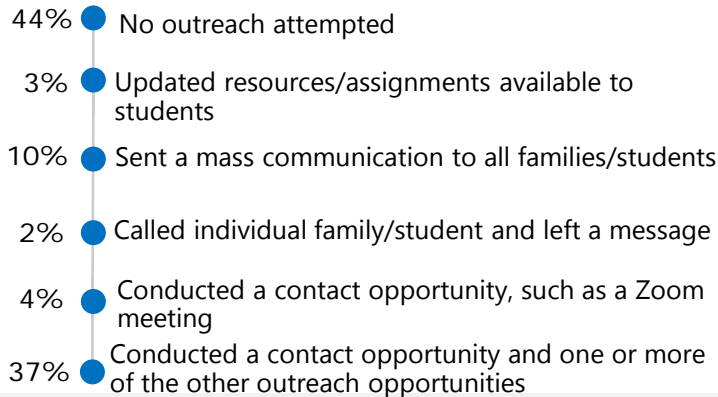
Student Interaction

Assignment #3

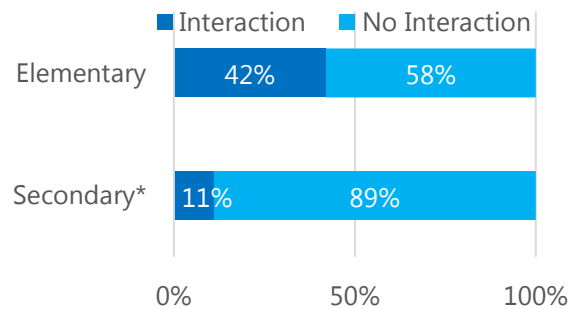
Student Follow-Up

Using a common process to collect data centrally provides our system the opportunity to assist with student follow up needs, actively pursue students who are not engaging, and communicate to parents and students. Three weekly assignments were created and are pushed out in gradebook weekly. Teachers are using guiding rubrics to enter into those 3 assignments every week. Note: High school seniors are no included in this data.

TEACHER OUTREACH



STUDENT INTERACTION

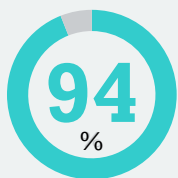


*Students in secondary have duplicates due to multiple courses

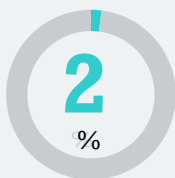
STUDENT FOLLOW-UP

Students reported the following follow-up needs

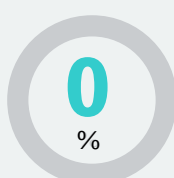
No follow-up needed or follow-up unknown



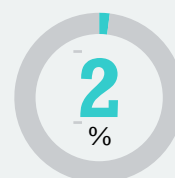
Phone disconnected or unavailable



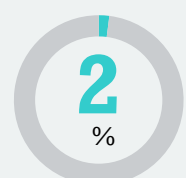
Translation follow-up



Technology follow-up



Counseling follow-up



Note: This information includes duplicate students as students may have more than one need

23% of students have no teacher entry in both Teacher Outreach and Student Interaction. Note: This does not mean that students have not been contacted. This is an indication that entries have not been made. Site leaders will follow-up to ensure that accurate data is collected.

Student Connectivity Tool: Student Interaction and Student Follow-Up

Overall District: All Students by Student Group

	Student Interaction		Student Follow-Up				
	Interaction	No Interaction	No follow-up needed or follow-up unknown	Phone disconnected or unavailable	Translation follow-up	Technology follow-up	Counseling follow-up
All Students	18.6%	81.4%	94.1%	1.7%	0.4%	1.8%	1.9%
African American	16.6%	83.4%	93.5%	2.1%	0.4%	1.8%	2.2%
American Indian or Alaskan Native	19.3%	80.7%	93.7%	2.9%	0.2%	1.5%	1.8%
Asian	17.5%	82.5%	94.1%	1.6%	0.5%	2.1%	1.6%
Filipino	21.2%	78.8%	97.0%	0.4%	0.7%	1.4%	0.5%
Hispanic or Latino	18.9%	81.1%	94.0%	1.7%	0.4%	1.8%	2.0%
Pacific Islander	18.2%	81.8%	95.4%	1.2%	1.1%	0.8%	1.5%
White	18.8%	81.2%	95.4%	1.3%	0.4%	1.1%	1.6%
Two or More Races	19.4%	80.6%	94.3%	2.2%	0.2%	1.5%	1.7%
English Learners	21.7%	78.3%	92.0%	2.3%	0.8%	2.6%	2.1%
Foster Youth	18.4%	81.6%	92.9%	2.2%	0.4%	2.0%	2.5%
Homeless Youth	14.3%	85.7%	90.8%	2.8%	0.6%	2.9%	2.8%
Socioeconomically Disadvantaged	18.5%	81.5%	93.8%	1.8%	0.4%	1.9%	2.0%
Students with Disabilities	21.9%	78.1%	91.9%	2.2%	0.4%	2.8%	2.4%

Note: Secondary students have duplicates due to multiple courses.

Student Connectivity Tool: Student Interaction and Student Follow-Up

Overall District: All Students by Grade Level

	Student Interaction		Student Follow-Up				
	Interaction	No Interaction	No follow-up needed or follow-up unknown	Phone disconnected or unavailable	Translation follow-up	Technology follow-up	Counseling follow-up
All Students	18.6%	81.4%	94.1%	1.7%	0.4%	1.8%	1.9%
Preschool	2.9%	1.1%	95.6%	1.9%	0.0%	1.5%	0.9%
TK	1.5%	0.4%	91.7%	3.0%	0.6%	2.9%	1.6%
Kindergarten	6.7%	2.0%	90.6%	4.8%	0.7%	3.3%	0.2%
Grade 1	7.3%	1.8%	89.1%	5.9%	0.6%	2.4%	1.7%
Grade 2	6.7%	1.9%	90.2%	3.0%	0.6%	4.3%	1.8%
Grade 3	7.4%	1.9%	89.8%	4.2%	0.6%	3.0%	2.2%
Grade 4	6.9%	2.0%	91.0%	3.7%	0.9%	3.5%	0.8%
Grade 5	7.3%	2.5%	92.1%	3.9%	0.4%	1.0%	2.1%
Grade 6	7.0%	3.6%	93.6%	2.3%	0.4%	2.1%	1.2%
Grade 7	15.9%	16.6%	93.2%	1.6%	0.3%	2.1%	2.7%
Grade 8	12.6%	18.1%	94.8%	1.6%	0.1%	1.8%	1.5%
Grade 9	5.8%	17.5%	96.2%	0.7%	0.2%	0.9%	2.0%
Grade 10	6.5%	15.6%	94.2%	0.6%	1.2%	1.2%	2.7%
Grade 11	5.3%	15.0%	96.7%	0.5%	0.2%	1.4%	1.2%

Note: Secondary students have duplicates due to multiple courses.

Student Connectivity Tool: Student Interaction and Student Follow-Up

African American Students by Grade Level

	Student Interaction		Student Follow-Up				
	Interaction	No Interaction	No follow-up needed or follow-up unknown	Phone disconnected or unavailable	Translation follow-up	Technology follow-up	Counseling follow-up
All Students	18.6%	81.4%	94.1%	1.7%	0.4%	1.8%	1.9%
All African American Students	16.6%	83.4%	93.5%	2.1%	0.4%	1.8%	2.2%
Preschool	2.4%	0.9%	94.2%	2.6%	0.0%	2.6%	0.5%
TK	1.5%	0.5%	87.3%	2.9%	1.0%	4.9%	3.9%
Kindergarten	6.0%	2.6%	89.0%	6.3%	0.4%	3.7%	0.0%
Grade 1	7.3%	2.2%	88.5%	8.1%	0.0%	2.0%	1.2%
Grade 2	5.2%	2.4%	89.8%	4.8%	0.0%	3.0%	2.4%
Grade 3	7.2%	2.1%	89.9%	5.3%	0.6%	1.3%	2.9%
Grade 4	6.4%	2.2%	90.2%	4.7%	0.2%	4.2%	0.6%
Grade 5	6.9%	2.2%	87.7%	5.1%	0.4%	2.3%	4.5%
Grade 6	6.4%	3.2%	94.4%	2.1%	0.0%	2.3%	0.8%
Grade 7	18.0%	16.9%	93.2%	1.7%	0.2%	2.0%	2.9%
Grade 8	12.3%	17.2%	94.8%	1.8%	0.1%	1.2%	1.8%
Grade 9	6.8%	17.3%	95.2%	0.6%	0.4%	1.2%	2.6%
Grade 10	7.9%	15.8%	93.8%	0.8%	1.4%	1.2%	2.7%
Grade 11	5.7%	14.3%	95.8%	1.0%	0.3%	1.6%	1.4%

Note: Secondary students have duplicates due to multiple courses.

Student Connectivity Tool: Student Interaction and Student Follow-Up

American Indian or Alaskan Native Students by Grade Level

	Student Interaction		Student Follow-Up				
	Interaction	No Interaction	No follow-up needed or follow-up unknown	Phone disconnected or unavailable	Translation follow-up	Technology follow-up	Counseling follow-up
All Students	18.6%	81.4%	94.1%	1.7%	0.4%	1.8%	1.9%
All American Indian or Alaskan Native Students	19.3%	80.7%	93.7%	2.9%	0.2%	1.5%	1.8%
Preschool	1.0%	1.6%	93.3%	6.7%	0.0%	0.0%	0.0%
TK	0.0%	0.4%	100.0%	0.0%	0.0%	0.0%	0.0%
Kindergarten	8.7%	2.7%	89.7%	7.7%	0.0%	2.6%	0.0%
Grade 1	11.3%	2.1%	84.6%	10.3%	0.0%	0.0%	5.1%
Grade 2	6.2%	3.2%	86.8%	2.6%	0.0%	10.5%	0.0%
Grade 3	9.7%	1.7%	97.0%	0.0%	0.0%	3.0%	0.0%
Grade 4	6.7%	2.6%	91.2%	5.9%	0.0%	2.9%	0.0%
Grade 5	5.6%	1.8%	80.8%	15.4%	0.0%	3.8%	0.0%
Grade 6	5.6%	3.7%	87.8%	12.2%	0.0%	0.0%	0.0%
Grade 7	17.4%	16.5%	92.9%	1.8%	0.0%	2.4%	3.0%
Grade 8	15.4%	21.3%	96.6%	1.0%	0.0%	0.5%	2.0%
Grade 9	2.1%	10.2%	95.4%	2.3%	0.0%	0.0%	2.3%
Grade 10	7.2%	16.4%	95.9%	0.7%	1.4%	1.4%	0.7%
Grade 11	3.1%	15.9%	96.3%	0.7%	0.0%	0.0%	2.9%

Note: Secondary students have duplicates due to multiple courses.

Student Connectivity Tool: Student Interaction and Student Follow-Up

Asian Students by Grade Level

	Student Interaction		Student Follow-Up				
	Interaction	No Interaction	No follow-up needed or follow-up unknown	Phone disconnected or unavailable	Translation follow-up	Technology follow-up	Counseling follow-up
All Students	18.6%	81.4%	94.1%	1.7%	0.4%	1.8%	1.9%
All Asian Students	17.5%	82.5%	94.1%	1.6%	0.5%	2.1%	1.6%
Preschool	4.0%	1.1%	93.6%	3.2%	0.3%	1.6%	1.3%
TK	1.8%	0.6%	93.6%	2.5%	1.3%	1.3%	1.3%
Kindergarten	9.2%	2.1%	87.4%	3.7%	0.5%	7.6%	0.0%
Grade 1	9.3%	2.0%	92.2%	4.9%	0.6%	1.7%	0.5%
Grade 2	7.4%	2.4%	91.5%	3.6%	0.3%	3.3%	1.3%
Grade 3	7.8%	1.7%	88.7%	3.6%	0.8%	3.8%	3.0%
Grade 4	6.3%	2.1%	90.2%	4.0%	0.2%	4.4%	1.3%
Grade 5	7.0%	2.0%	92.4%	5.1%	0.4%	0.9%	1.1%
Grade 6	6.6%	2.3%	91.3%	3.1%	1.0%	3.6%	1.0%
Grade 7	13.5%	15.3%	91.6%	1.9%	0.3%	2.9%	3.3%
Grade 8	11.0%	17.4%	93.5%	1.2%	0.2%	3.2%	1.9%
Grade 9	4.6%	17.6%	97.4%	0.7%	0.2%	0.5%	1.2%
Grade 10	5.7%	16.9%	96.1%	0.3%	1.2%	0.5%	1.8%
Grade 11	5.8%	16.7%	97.4%	0.4%	0.2%	1.1%	0.9%

Note: Secondary students have duplicates due to multiple courses.

Student Connectivity Tool: Student Interaction and Student Follow-Up

Filipino Students by Grade Level

	Student Interaction		Student Follow-Up				
	Interaction	No Interaction	No follow-up needed or follow-up unknown	Phone disconnected or unavailable	Translation follow-up	Technology follow-up	Counseling follow-up
All Students	18.6%	81.4%	94.1%	1.7%	0.4%	1.8%	1.9%
All Filipino Students	21.2%	78.8%	97.0%	0.4%	0.7%	1.4%	0.5%
Preschool	1.7%	0.4%	100.0%	0.0%	0.0%	0.0%	0.0%
TK	0.8%	0.4%	100.0%	0.0%	0.0%	0.0%	0.0%
Kindergarten	4.2%	0.9%	100.0%	0.0%	0.0%	0.0%	0.0%
Grade 1	5.8%	0.4%	100.0%	0.0%	0.0%	0.0%	0.0%
Grade 2	5.0%	1.3%	100.0%	0.0%	0.0%	0.0%	0.0%
Grade 3	6.7%	2.7%	90.0%	0.0%	0.0%	0.0%	10.0%
Grade 4	5.0%	1.6%	92.3%	7.7%	0.0%	0.0%	0.0%
Grade 5	7.5%	0.9%	92.3%	0.0%	0.0%	7.7%	0.0%
Grade 6	5.0%	2.9%	100.0%	0.0%	0.0%	0.0%	0.0%
Grade 7	19.2%	22.1%	99.2%	0.0%	0.8%	0.0%	0.0%
Grade 8	15.0%	14.5%	97.6%	1.2%	0.0%	1.2%	0.0%
Grade 9	3.3%	16.6%	98.7%	0.0%	0.0%	1.3%	0.0%
Grade 10	8.3%	15.9%	93.8%	0.0%	3.7%	1.2%	1.2%
Grade 11	12.5%	19.2%	96.0%	0.0%	0.0%	4.0%	0.0%

Note: Secondary students have duplicates due to multiple courses.

Student Connectivity Tool: Student Interaction and Student Follow-Up

Hispanic or Latino Students by Grade Level

	Student Interaction		Student Follow-Up				
	Interaction	No Interaction	No follow-up needed or follow-up unknown	Phone disconnected or unavailable	Translation follow-up	Technology follow-up	Counseling follow-up
All Students	18.6%	81.4%	94.1%	1.7%	0.4%	1.8%	1.9%
All Hispanic or Latino Students	18.9%	81.1%	94.0%	1.7%	0.4%	1.8%	2.0%
Preschool	2.9%	1.1%	96.0%	1.7%	0.0%	1.5%	0.8%
TK	1.5%	0.4%	91.9%	2.7%	0.6%	3.3%	1.3%
Kindergarten	6.5%	1.9%	91.0%	4.7%	0.8%	2.7%	0.3%
Grade 1	7.3%	1.8%	88.4%	6.0%	0.7%	2.6%	1.8%
Grade 2	6.8%	1.8%	89.8%	2.8%	0.8%	4.9%	1.7%
Grade 3	7.5%	1.8%	89.0%	4.5%	0.6%	3.5%	2.1%
Grade 4	7.3%	1.9%	90.6%	3.6%	1.2%	3.7%	0.8%
Grade 5	7.1%	2.3%	91.5%	4.1%	0.6%	1.0%	2.1%
Grade 6	7.0%	3.5%	93.2%	2.3%	0.4%	2.2%	1.3%
Grade 7	16.0%	17.1%	93.0%	1.7%	0.3%	2.2%	2.8%
Grade 8	13.1%	18.2%	94.7%	1.7%	0.1%	1.9%	1.5%
Grade 9	5.7%	17.5%	96.1%	0.6%	0.2%	0.9%	2.2%
Grade 10	6.1%	15.6%	94.3%	0.6%	1.0%	1.2%	2.9%
Grade 11	5.2%	15.0%	96.7%	0.5%	0.3%	1.4%	1.2%

Note: Secondary students have duplicates due to multiple courses.

Student Connectivity Tool: Student Interaction and Student Follow-Up

Pacific Islander Students by Grade Level

	Student Interaction		Student Follow-Up				
	Interaction	No Interaction	No follow-up needed or follow-up unknown	Phone disconnected or unavailable	Translation follow-up	Technology follow-up	Counseling follow-up
All Students	18.6%	81.4%	94.1%	1.7%	0.4%	1.8%	1.9%
All Pacific Islander Students	18.2%	81.8%	95.4%	1.2%	1.1%	0.8%	1.5%
Preschool	7.8%	1.7%	95.8%	0.0%	0.0%	0.0%	4.2%
TK	0.0%	0.4%	100.0%	0.0%	0.0%	0.0%	0.0%
Kindergarten	3.9%	2.3%	90.9%	4.5%	0.0%	0.0%	4.5%
Grade 1	6.5%	1.4%	90.0%	10.0%	0.0%	0.0%	0.0%
Grade 2	4.5%	1.0%	71.4%	7.1%	7.1%	0.0%	14.3%
Grade 3	6.5%	1.0%	100.0%	0.0%	0.0%	0.0%	0.0%
Grade 4	4.5%	1.2%	100.0%	0.0%	0.0%	0.0%	0.0%
Grade 5	27.3%	16.4%	99.4%	0.6%	0.0%	0.0%	0.0%
Grade 6	5.2%	7.6%	93.4%	3.3%	1.6%	0.0%	1.6%
Grade 7	12.3%	16.7%	97.8%	0.7%	0.0%	0.0%	1.5%
Grade 8	5.8%	7.9%	96.9%	1.6%	1.6%	0.0%	0.0%
Grade 9	5.2%	14.3%	91.6%	0.0%	2.8%	1.9%	3.7%
Grade 10	2.6%	14.0%	96.0%	1.0%	1.0%	1.0%	1.0%
Grade 11	7.8%	14.0%	93.6%	0.0%	1.8%	3.7%	0.9%

Note: Secondary students have duplicates due to multiple courses.

Student Connectivity Tool: Student Interaction and Student Follow-Up

White Students by Grade Level

	Student Interaction		Student Follow-Up				
	Interaction	No Interaction	No follow-up needed or follow-up unknown	Phone disconnected or unavailable	Translation follow-up	Technology follow-up	Counseling follow-up
All Students	18.6%	81.4%	94.1%	1.7%	0.4%	1.8%	1.9%
All White Students	18.8%	81.2%	95.4%	1.3%	0.4%	1.1%	1.6%
Preschool	1.8%	0.6%	96.1%	1.3%	0.0%	1.3%	1.3%
TK	1.1%	0.4%	93.7%	4.2%	0.0%	0.0%	2.1%
Kindergarten	5.5%	1.8%	92.4%	4.4%	0.0%	2.1%	0.4%
Grade 1	5.5%	1.6%	91.3%	4.1%	0.2%	1.6%	2.7%
Grade 2	6.3%	1.8%	92.8%	2.8%	0.0%	1.4%	2.8%
Grade 3	5.7%	1.8%	96.2%	1.7%	0.2%	0.8%	1.1%
Grade 4	5.5%	1.9%	95.4%	2.9%	0.0%	1.0%	0.6%
Grade 5	9.2%	3.8%	95.8%	1.3%	0.0%	0.3%	2.3%
Grade 6	8.0%	6.0%	96.0%	0.8%	0.0%	0.9%	1.3%
Grade 7	15.6%	14.3%	96.1%	0.9%	0.2%	0.9%	1.9%
Grade 8	11.8%	18.1%	97.0%	1.3%	0.1%	0.4%	1.1%
Grade 9	7.5%	18.1%	96.1%	1.4%	0.4%	0.8%	1.4%
Grade 10	10.6%	14.8%	91.8%	1.1%	1.9%	2.2%	2.8%
Grade 11	5.8%	15.0%	96.9%	0.2%	0.1%	1.7%	1.1%

Note: Secondary students have duplicates due to multiple courses.

Student Connectivity Tool: Student Interaction and Student Follow-Up

Two or More Races Students by Grade Level

	Student Interaction		Student Follow-Up				
	Interaction	No Interaction	No follow-up needed or follow-up unknown	Phone disconnected or unavailable	Translation follow-up	Technology follow-up	Counseling follow-up
All Students	18.6%	81.4%	94.1%	1.7%	0.4%	1.8%	1.9%
All Two or More Races Students	19.4%	80.6%	94.3%	2.2%	0.2%	1.5%	1.7%
Preschool	5.1%	1.4%	95.8%	2.5%	0.0%	0.8%	0.8%
TK	2.6%	0.7%	86.7%	6.7%	0.0%	3.3%	3.3%
Kindergarten	9.2%	2.8%	91.6%	6.2%	0.4%	1.3%	0.4%
Grade 1	8.3%	2.5%	91.5%	4.5%	0.0%	2.5%	1.0%
Grade 2	8.0%	2.5%	89.5%	2.5%	0.0%	6.0%	2.0%
Grade 3	6.7%	2.7%	89.7%	5.2%	0.5%	1.5%	2.6%
Grade 4	6.3%	2.2%	93.4%	4.2%	0.0%	0.6%	1.8%
Grade 5	7.3%	3.0%	94.0%	3.7%	0.0%	0.0%	1.9%
Grade 6	6.4%	4.0%	93.5%	4.0%	0.4%	1.6%	0.0%
Grade 7	17.3%	17.1%	94.2%	1.7%	0.1%	1.5%	2.6%
Grade 8	10.8%	20.1%	94.5%	2.2%	0.1%	1.4%	1.9%
Grade 9	4.9%	18.4%	97.3%	0.5%	0.2%	0.6%	1.5%
Grade 10	4.1%	12.4%	94.5%	1.0%	0.7%	2.0%	1.8%
Grade 11	3.1%	10.2%	96.0%	0.4%	0.2%	2.0%	1.4%

Note: Secondary students have duplicates due to multiple courses.

Student Connectivity Tool: Student Interaction and Student Follow-Up

English Learner Students by Grade Level

	Student Interaction		Student Follow-Up				
	Interaction	No Interaction	No follow-up needed or follow-up unknown	Phone disconnected or unavailable	Translation follow-up	Technology follow-up	Counseling follow-up
All Students	18.6%	81.4%	94.1%	1.7%	0.4%	1.8%	1.9%
All English Learner Students	21.7%	78.3%	92.0%	2.3%	0.8%	2.6%	2.1%
Preschool							
TK	2.6%	0.7%	90.9%	1.5%	1.8%	4.1%	1.5%
Kindergarten	8.9%	3.0%	88.3%	4.9%	2.1%	4.0%	0.3%
Grade 1	10.7%	3.1%	87.8%	5.7%	1.9%	2.6%	1.5%
Grade 2	9.6%	2.8%	87.6%	3.1%	1.7%	6.2%	1.4%
Grade 3	8.2%	2.5%	85.4%	4.8%	1.8%	5.3%	2.5%
Grade 4	7.0%	2.5%	88.6%	5.0%	1.6%	4.1%	0.6%
Grade 5	7.4%	3.1%	87.8%	6.4%	1.1%	1.7%	2.4%
Grade 6	6.5%	3.2%	92.0%	3.7%	0.8%	1.7%	1.5%
Grade 7	15.0%	18.2%	91.8%	1.9%	0.5%	3.3%	2.5%
Grade 8	11.1%	16.1%	92.2%	2.5%	0.3%	2.7%	2.1%
Grade 9	4.5%	17.1%	95.0%	0.7%	0.4%	1.3%	2.6%
Grade 10	4.5%	14.7%	93.7%	0.6%	1.1%	1.5%	3.0%
Grade 11	4.0%	12.9%	96.2%	0.4%	0.5%	1.6%	1.2%

Note: Secondary students have duplicates due to multiple courses.

Student Connectivity Tool: Student Interaction and Student Follow-Up

Foster Students by Grade Level

	Student Interaction		Student Follow-Up				
	Interaction	No Interaction	No follow-up needed or follow-up unknown	Phone disconnected or unavailable	Translation follow-up	Technology follow-up	Counseling follow-up
All Students	18.6%	81.4%	94.1%	1.7%	0.4%	1.8%	1.9%
All Foster Students	18.4%	81.6%	92.9%	2.2%	0.4%	2.0%	2.5%
Preschool	1.1%	0.7%	81.3%	12.5%	0.0%	6.3%	0.0%
TK	1.4%	0.6%	100.0%	0.0%	0.0%	0.0%	0.0%
Kindergarten	4.7%	1.4%	85.0%	5.0%	0.0%	10.0%	0.0%
Grade 1	4.7%	1.5%	88.1%	7.1%	0.0%	4.8%	0.0%
Grade 2	5.2%	2.2%	94.4%	3.7%	0.0%	1.9%	0.0%
Grade 3	7.7%	1.6%	85.2%	7.4%	0.0%	0.0%	7.4%
Grade 4	3.6%	2.1%	87.2%	4.3%	0.0%	6.4%	2.1%
Grade 5	6.6%	2.0%	87.5%	7.1%	0.0%	1.8%	3.6%
Grade 6	2.7%	1.9%	97.6%	2.4%	0.0%	0.0%	0.0%
Grade 7	22.5%	15.0%	92.9%	1.5%	0.0%	3.1%	2.2%
Grade 8	17.8%	20.7%	95.8%	1.7%	0.0%	0.2%	2.0%
Grade 9	8.8%	19.1%	93.3%	1.5%	0.6%	1.2%	3.5%
Grade 10	9.6%	14.9%	91.0%	1.8%	1.1%	2.2%	3.6%
Grade 11	3.8%	16.2%	94.9%	0.4%	0.7%	2.2%	1.8%

Note: Secondary students have duplicates due to multiple courses.

Student Connectivity Tool: Student Interaction and Student Follow-Up

Homeless Students by Grade Level

	Student Interaction		Student Follow-Up				
	Interaction	No Interaction	No follow-up needed or follow-up unknown	Phone disconnected or unavailable	Translation follow-up	Technology follow-up	Counseling follow-up
All Students	18.6%	81.4%	94.1%	1.7%	0.4%	1.8%	1.9%
All Homeless Students	14.3%	85.7%	90.8%	2.8%	0.6%	2.9%	2.8%
Preschool	1.6%	0.6%	84.6%	15.4%	0.0%	0.0%	0.0%
TK	0.8%	0.3%	85.7%	0.0%	0.0%	0.0%	14.3%
Kindergarten	4.1%	2.7%	91.8%	6.1%	0.0%	2.0%	0.0%
Grade 1	5.3%	2.7%	73.1%	15.4%	1.9%	3.8%	3.8%
Grade 2	6.6%	2.9%	84.5%	3.4%	1.7%	10.3%	0.0%
Grade 3	6.6%	2.7%	85.7%	3.6%	0.0%	7.1%	3.6%
Grade 4	5.3%	3.1%	82.8%	6.9%	0.0%	8.6%	1.7%
Grade 5	8.2%	3.0%	84.4%	4.7%	1.6%	6.3%	1.6%
Grade 6	8.2%	3.4%	91.3%	7.2%	0.0%	1.4%	0.0%
Grade 7	20.6%	20.6%	91.5%	0.9%	0.0%	2.6%	5.1%
Grade 8	17.7%	20.3%	94.7%	2.6%	0.3%	0.9%	1.5%
Grade 9	5.8%	14.6%	90.4%	1.8%	0.4%	2.6%	4.8%
Grade 10	4.1%	8.8%	92.8%	0.7%	2.2%	2.2%	2.2%
Grade 11	4.9%	14.2%	94.5%	0.5%	0.9%	2.3%	1.8%

Note: Secondary students have duplicates due to multiple courses.

Student Connectivity Tool: Student Interaction and Student Follow-Up

Socioeconomically Disadvantaged (SED) Students by Grade Level

	Student Interaction		Student Follow-Up				
	Interaction	No Interaction	No follow-up needed or follow-up unknown	Phone disconnected or unavailable	Translation follow-up	Technology follow-up	Counseling follow-up
All Students	18.6%	81.4%	94.1%	1.7%	0.4%	1.8%	1.9%
All SED Students	18.5%	81.5%	93.8%	1.8%	0.4%	1.9%	2.0%
Preschool	2.3%	0.8%	94.4%	2.6%	0.1%	2.0%	1.0%
TK	1.5%	0.4%	91.1%	3.2%	0.7%	3.0%	1.7%
Kindergarten	6.6%	2.0%	90.0%	5.1%	0.7%	3.3%	0.3%
Grade 1	7.6%	1.9%	88.7%	6.3%	0.6%	2.5%	1.5%
Grade 2	6.9%	2.1%	89.7%	3.2%	0.7%	4.6%	1.7%
Grade 3	7.6%	2.0%	89.2%	4.5%	0.6%	3.2%	2.3%
Grade 4	7.2%	2.1%	90.6%	3.9%	0.9%	3.7%	0.8%
Grade 5	7.1%	2.2%	90.7%	4.7%	0.5%	1.2%	2.3%
Grade 6	6.9%	3.4%	92.9%	2.6%	0.4%	2.3%	1.3%
Grade 7	16.2%	17.2%	92.8%	1.7%	0.3%	2.3%	2.8%
Grade 8	13.1%	18.1%	94.5%	1.8%	0.1%	1.9%	1.5%
Grade 9	5.7%	17.7%	96.1%	0.6%	0.2%	0.9%	2.1%
Grade 10	6.2%	15.7%	94.4%	0.6%	1.0%	1.1%	2.8%
Grade 11	4.9%	14.4%	96.7%	0.5%	0.3%	1.4%	1.2%

Note: Secondary students have duplicates due to multiple courses.

Student Connectivity Tool: Student Interaction and Student Follow-Up

Students with Disabilities by Grade Level

	Student Interaction		Student Follow-Up				
	Interaction	No Interaction	No follow-up needed or follow-up unknown	Phone disconnected or unavailable	Translation follow-up	Technology follow-up	Counseling follow-up
All Students	18.6%	81.4%	94.1%	1.7%	0.4%	1.8%	1.9%
All Students with Disabilities	21.9%	78.1%	91.9%	2.2%	0.4%	2.8%	2.4%
Preschool	3.0%	1.4%	98.0%	1.3%	0.0%	0.8%	0.0%
TK	1.1%	0.5%	94.0%	2.2%	0.0%	3.7%	0.0%
Kindergarten	5.1%	1.9%	90.1%	5.1%	1.0%	2.7%	0.0%
Grade 1	6.2%	1.8%	86.9%	5.4%	1.0%	1.6%	4.0%
Grade 2	5.5%	2.1%	88.4%	5.1%	1.1%	2.6%	2.8%
Grade 3	6.7%	2.4%	89.8%	5.0%	0.8%	2.1%	2.2%
Grade 4	6.6%	2.5%	91.1%	5.1%	0.5%	2.4%	0.9%
Grade 5	7.0%	2.9%	89.7%	4.7%	0.7%	1.7%	2.7%
Grade 6	6.6%	2.9%	89.5%	4.4%	0.6%	3.5%	1.4%
Grade 7	18.8%	18.4%	92.2%	1.4%	0.2%	2.8%	3.1%
Grade 8	14.5%	16.6%	92.6%	2.5%	0.3%	2.1%	1.8%
Grade 9	6.7%	18.0%	93.7%	0.9%	0.4%	2.5%	2.5%
Grade 10	7.7%	15.1%	90.1%	1.3%	0.6%	3.7%	4.1%
Grade 11	4.5%	13.4%	93.6%	0.8%	0.2%	3.9%	1.5%

Note: Secondary students have duplicates due to multiple courses.