



FRESNO UNIFIED SCHOOL DISTRICT
BOARD COMMUNICATION

BC Number: EA - 2

From the Office of the Superintendent	Date: February 22, 2019
To the Members of the Board of Education	
Prepared by: Lindsay Sanders, Chief of Equity and Access	Phone Number: 457-3471
Cabinet Approval: 	
Regarding: State Seal of Biliteracy and English Learners in Special Education	
<p>The purpose of the communication is to provide the Board a follow-up from the February 13, 2019 Board meeting with information on the State Seal of Biliteracy and English Learners in Special Education.</p> <p>Attached you will find the data slides to the number of students who have completed the State Seal of Biliteracy by school during 2016/17 and 2017/18 and a three-year trend of the percentage of Special Education students who are also English Learners by disability type and grade level.</p> <p>If you have further questions, require additional information, or would like to meet to review the information, please contact Lindsay Sanders at 457-3471.</p>	
Approved by Superintendent: Robert G. Nelson, Ed.D. 	Date: <u>2/22/19</u>



STATE SEAL OF BILITERACY

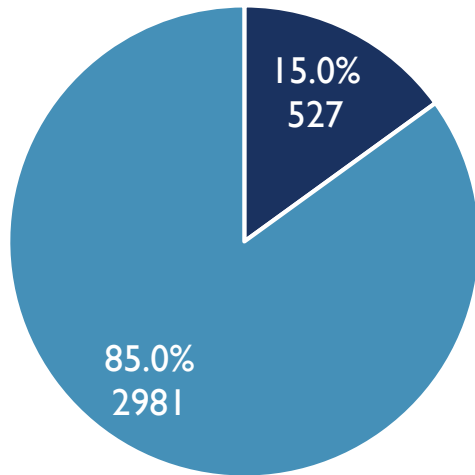
FEBRUARY 22, 2019

PREPARED BY: EQUITY & ACCESS



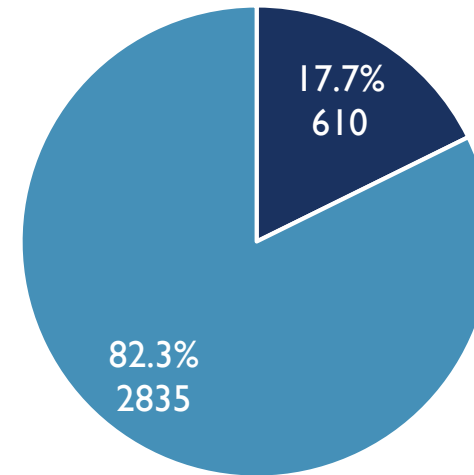
NUMBER OF STUDENTS WHO GRADUATED AND RECEIVED A STATE SEAL OF BILITERACY, 2016/17 AND 2017/18

2016/17



■ Received ■ Did Not Receive

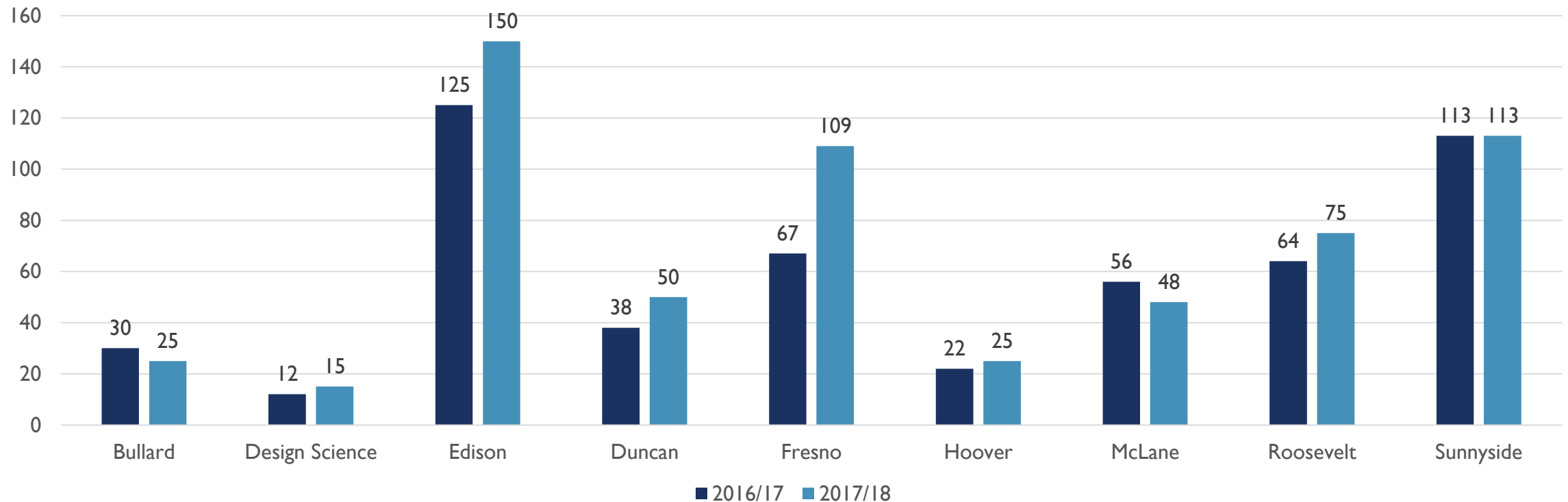
2017/18



■ Received ■ Did Not Receive

Title: State Seal of Biliteracy Prepared by: Equity & Access Date Source: CDE
Notes: Seal of Biliteracy data was first collected for the 2016/17 school year. The State Seal of Biliteracy (Assembly Bill 815) became effective January 1, 2012 and was amended in 2017 (Assembly Bill 1142).

NUMBER OF STUDENTS WHO HAVE RECEIVED A STATE SEAL OF BILITERACY BY HIGH SCHOOL, 2016/17 AND 2017/18



Title: State Seal of Biliteracy Prepared by: Equity & Access Date Source: CDE
Notes: Seal of Biliteracy data was first collected for the 2016/17 school year. The State Seal of Biliteracy (Assembly Bill 815) became effective January 1, 2012 and was amended in 2017 (Assembly Bill 1142).

PERCENTAGE OF EL STUDENTS THAT ALSO HAVE A DISABILITY STATUS AND PERCENTAGE OF EL STUDENTS WITH A 504, 2015/16 TO 2018/19

School Year	RSP	SDC	DIS	Total
2015-16	6.1% (1077)	5.2% (923)	2.2% (386)	13.4% (2386)
2016-17	6.8% (1143)	5.7% (947)	2.3% (389)	14.8% (2479)
2017-18	6.9% (1105)	6.1% (983)	2.6% (423)	15.6% (2511)
2018-19	7.6% (1078)	6.8% (966)	2.8% (402)	17.3% (2446)

School Year	504
2015-16	0.2% (38)
2016-17	0.3% (52)
2017-18	0.4% (70)
2018-19	0.5% (68)

PERCENTAGE OF EL STUDENTS THAT ALSO HAVE A DISABILITY STATUS BY GRADE LEVEL, 2015/16 TO 2018/19

Grade	2015-16	2016-17	2017-18	2018-19
Kindergarten	5.2% (114)	6.0% (118)	5.7% (109)	7.4% (118)
1 st Grade	7.0% (170)	6.7% (157)	7.9% (168)	7.6% (141)
2 nd Grade	9.5% (195)	9.9% (186)	10.2% (194)	12.1% (154)
3 rd Grade	10.2% (182)	12.5% (206)	12.9% (205)	17.2% (204)
4 th Grade	10.4% (185)	14.6% (225)	15.6% (239)	16.2% (234)
5 th Grade	15.6% (218)	15.2% (209)	19.0% (236)	18.2% (232)
6 th Grade	20.1% (229)	21.5% (228)	20.7% (210)	23.7% (236)
7 th Grade	24.1% (239)	24.7% (238)	24.3% (223)	22.9% (196)
8 th Grade	23.9% (198)	27.4% (230)	25.5% (222)	27.1% (215)
9 th Grade	22.4% (189)	24.9% (189)	28.1% (217)	27.4% (210)
10 th Grade	19.9% (173)	22.6% (186)	24.7% (184)	27.3% (197)
11 th Grade	20.7% (167)	18.4% (151)	22.4% (170)	24.1% (167)
12 th Grade	18.7% (127)	23.8% (156)	19.4% (133)	21.7% (142)

Title: State Seal of Bilingual Proficiency Prepared by: Equity & Access Date Source: ATLAS
 Notes: Student Categorizations for each School Year pulled as of CBEDS Date (1st Wednesday of October), based on CDE parameters. These numbers do not include students with a 504, only students with a disability.